

Teacher's Notes:

*Use this game to practice words... spelling words, sight words, color words, number words, month words - ANY words!

*My students play this game on iPads (using apps called doodle buddy or paint sparkles draw and write) during literacy centers. You could also use it as a partner activity or a whole class practice time if you have enough dice.

*You could also play it on dry erase slates OR use the included recording sheet (copy 2 sided to provide lots of space for practice).

*A single die is needed (mine are foam inside a small plastic container).








*My students have sight word cards and spelling cards each week. They pick a word from their card, roll the die and then follow the directions. You could use words posted in your classroom if the students don't have individual lists. I also make a set of spelling cards for each unit that I put with the Roll and Write instruction sheets.

*This is not an original idea... there are lots of Roll and Write games out there. I needed to adjust the instructions for the game so my beginning readers would have a visual reminder of what to do (and not just text). Maybe your students need this as well. :-)








I hope your students have fun learning to spell words!

Lisa

Roll and Write

	write it big smile
	write it small smile
	rainbow write it 3 times smile
	write it with your other hand smile 
	write it fancy <i>smile</i>
	write it with upper case letters SMILE

Roll and Write

	write it big smile
	write it small smile
	rainbow write it 3 times smile
	write it with your other hand smile 
	write it fancy <i>smile</i>
	write it with upper case letters SMILE

Roll and Write

Name _____

Thank you for downloading this product!
I hope it was use-ful!

Lisa



<http://www.teacherspayteachers.com/store/Lisa-Rombach/Products>

Some graphics provided by

<http://www.mycutegraphics.com>

Dice graphics provided by:

Graphics © First Grade Brain firstgradebrain.com

hand graphic provided by

<http://www.teachers-clipart.com>

Some fonts provided by

<http://kevinandamanda.com/fonts/fontsforpeas/>

<http://www.kevinandamanda.com/fonts/freescrapbookfonts/>

<http://helloliteracy.blogspot.com/>