


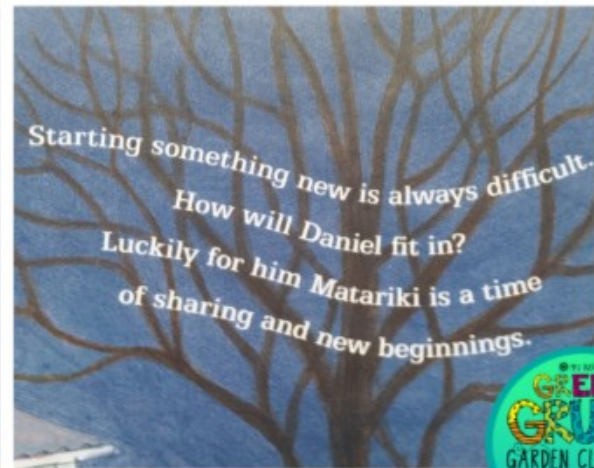



# Best read alouds for


# Matariki

\* Free printable follow up activities!





<http://greengrubsgardenclub.blogspot.co.nz/>



# Daniel's Matariki Feast

Name: \_\_\_\_\_

Date: \_\_\_\_\_

## Let's party!

What are your favourite party foods?  
Draw and then label them here.

**AUTHOR:**

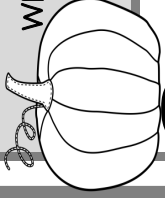
Rebecca Beyer & Linley Wellington

**ILLUSTRATOR:**

Christine Ross

## Yummy!

What's growing in your home  
or school garden? Draw  
3 little pictures here.



**1**

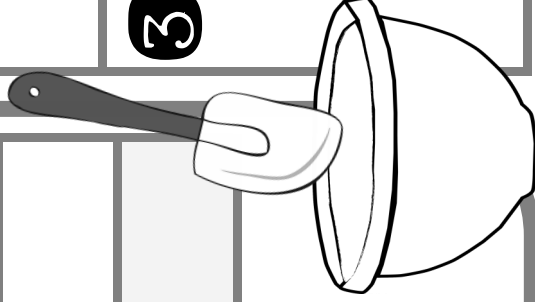
**2**

**3**

I like cooking with my family.

Together we make \_\_\_\_\_.

Here are some of the ingredients we use:

Name: \_\_\_\_\_

Date: \_\_\_\_\_

## Daniel's Matariki Feast!

Daniel and his friends find 3 ripe pumpkins in the garden.

Daniel's class talk about what their families like to do at Matariki.

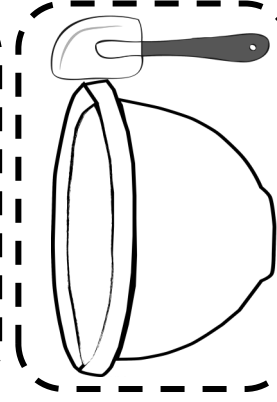
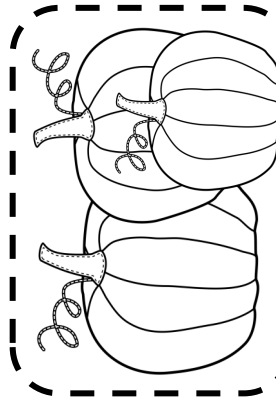


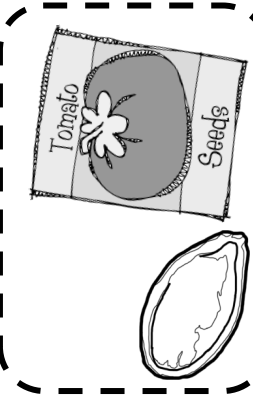

Daniel and his Mum make his Granny's spicy pumpkin cake.

Daniel and Harry eat lots of food at the Matariki Feast.

The children talk about what to plant in their garden next.

Harry and Daniel plant some seeds in the school garden.

Use scissors to cut out the pictures below. Stick the pictures in the blank boxes on the left next to their matching sentences. Retell a friend the story of 'Daniel's Matariki Feast.'



# MATARIKI

Melanie Drewery  
Illustrated by Bruce Potter


"Tonight we have to go to bed really early," said Mum. "Tomorrow morning we are going to have a surprise."  
But what event would be so special to get you up in the middle of a cold New Zealand winter?  
Matariki is rising and the New Year is on its way.

<http://greengrubsgardenclub.blogspot.co.nz/>



Name:

Date:




# Matariki

Use a separate piece of paper to complete the following 3 tasks:

- 1** Create a family tree that shows how the characters in the book are related.
- 2** Nanny, Aunty Pania, Uncle Jo and Mum all share stories with the children about the myths behind the Matariki stars. Choose 3 myths to illustrate and label.
- 3** What food did the children cook on the fire? What foods would YOU cook on the fire? Design a Matariki breakfast menu to celebrate the arrival of the New Year.

**AUTHOR:**  
Melanie Drewery  
**ILLUSTRATOR:**



Nanny shared some knowledge about how the Matariki stars can tell us if it will be a good year or not. Draw a portrait of Nanny above, and then record what she said in the speech bubble on the right.

It will be a fine year if...

It will be a cold year if...


## QUICK FACTS!

THE MATARIKI STARS DISAPPEAR FROM THE SKY IN:

THE MATARIKI STARS REAPPEAR IN THE SKY IN:



# Matariki Menu!



Blank rectangular area for menu item 1.

Blank rectangular area for menu item 2.

Blank rectangular area for menu item 3.

Blank rectangular area for menu item 4.

When he sees his brothers bewitched by seven beautiful women, the adventurous young Mītai must step in. *The Seven Stars of Matariki* is a contemporary myth of love, magic and adventure that celebrates Matariki and tells how the star cluster came into being.

# *The Seven Stars of Matariki*

*By Toni Rolleston-Cummins*

*Illustrated by Nikki Slade-Robinson*




<http://greengrubsgardenclub.blogspot.co.nz/>





Name: \_\_\_\_\_



# The 7 stars of Matariki

Use a separate piece of paper to complete the following 5 tasks:

- 1** Use a Map of NZ to find these locations that are mentioned in the story:  
[1] Maketū [2] Pukemaire Hill [3] Ngongotahā Maunga (Mountain)
- 2** Use your imagination to draw mini pictures of the following 2 Gods:  
Tāwhirimātea = God of the \_\_\_\_\_  
Urutengangana (Uru) = God of the \_\_\_\_\_
- 3** Use the clues in the text to draw a map of the village and the surrounding areas where Mītai and his brothers lived. \*You might want to include: Pukemaire hill (where the brothers go hunting) Maunga Ngongotahā, their whare (houses), the village gardens, the ocean, trees for the birds to perch in.
- 4** Complete this sentence.  
In this Myth, the Matariki stars are said to be \_\_\_\_\_
- 5** Do some research and find out 1 new fact for each of the native birds mentioned in the book.  
[1] Kererū (Wood pigeon). [2] Tīwaiwaka (Fantail). [3] Royal Albatross (Toroa).

<b>AUTHOR:</b> Toni Rolleston-Cummins
<b>ILLUSTRATOR:</b>

## QUICK FACTS!

A QUICK FACT ABOUT THE AUTHOR:

A QUICK FACT ABOUT THE ILLUSTRATOR:

5 words to describe...

Te Rāwhara

5 words to describe...

Mitai

5 words to describe...

Patupaiarehe



# Map

The seven Stars of Matariki. Use the clues in the text to draw a map of the village and the surrounding areas where Mītai and his brothers lived.

\*You might want to include: Pukemaire hill (where the brothers go hunting) Maunga Ngongotahā, their whare (houses), the village gardens, the ocean and trees for the birds to perch in...

Name:

Date:



It's looking like another slow news day at the *Panui Press* when cub reporters Scoop and Scribe get a new and exciting assignment: to find the magical seven stars of Matariki. With the guidance of a mysterious tohunga, the boys set off in the Wicked Waka to track down the stars, stolen by a cheeky kea and hidden all over New Zealand.

**Can they find the stars and restore them to the sky before the festival of Matariki begins?**



# Scoop & Scribe's Journey

Use this map to track the journey of Scoop and Scribe as you read. Use a detailed map of Aotearoa to help you label the locations accurately, and then number them to match the chapters in the book.



# Panui Press

Reporter:

Date:

Edition:

## Newsflash!

**Fold this page in half & create a double sided edition of the Panui Press.**

Don't forget to include lots of illustrations, bold headlines and the following information.

- 1 An eye catching front page headline, photo and caption.
- 2 An interview with Scoop or Scribe that includes quotes from them detailing the most dangerous part of their journey.
- 3 A detailed advertisement featuring one of the special 'tourist attractions' that Scoop and Scribe visited.
- 4 A quote from Kutu the Kea about the beauty of the Matariki stars.
- 5 Include 5 new Māori words that you learnt while reading the book somewhere in your newspaper.



**ABOVE:** \_\_\_\_\_

\_\_\_\_\_

Looking for more  
Matariki resources?

[Click here to check  
out our blog post,](#)

[or click here to find](#)

[this resource in my](#)

[TpT store!](#)





# Thanks for your custom!

I truly appreciate your custom and value your feedback! If you have any questions, suggestions or requests please feel free to e-mail me at [mrshugabug@gmail.com](mailto:mrshugabug@gmail.com). \*Please note that this is a free digital download from my blog and as such is bound by copyright.

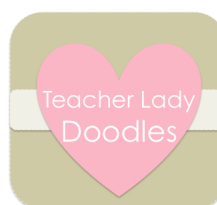

## You may:

- Use this item for personal use, for your students and in your classroom.
- Review this item for the purpose of recommending it to others as long as there's a direct link back the Green Grubs Garden Club blog or TpT store.
- Enjoy this product for years to come! Check back for updated versions at your leisure.

## You may not:

- Give this item to others (please refer them to my blog or TpT store)
- Copy this item for use by others.
- Post this item on a website (including personal websites and classroom websites).
- Copy or modify any part of this document to offer to others for free or for sale.

## Graphics & Fonts courtesy of:



Copyright © 2015

GREEN GRUBS GARDEN CLUB

All rights reserved. Permission is granted to copy pages specifically designed for student or teacher use by the original purchaser or licensee. The reproduction of any other part of this product is strictly prohibited. Copying any part of this product and placing it on the Internet in any form (even a personal/classroom website) is strictly forbidden. Doing so makes it possible for an Internet search to make the document available on the Internet, free of charge, and is a violation of the Digital Millennium Copyright Act (DMCA).

Scan to visit my blog!

