

Handwriting Joining Card

11

Diagonal joins happen
naturally from h and i.

him him him him
high high high high
Hark hark,
the dogs do bark.

The beggars are
coming to town.

Handwriting Joining Card

13

Diagonal joins happen
naturally from o and c.

am am am am am
ace ace ace ace ace

As I was sitting in my chair,
I knew the bottom wasn't there,
Nor legs nor back, but I just sat,
ignoring little things like that.

Handwriting Joining Card

14

Diagonol joins happen
naturally from k and l.
knee knee knee
let let let let
The knife of hearts,
he stole some tarts,
all on a Summers day.
1 2 3 4 5 6 7 8 9

Handwriting Joining Card

15

Diagonol joins happen
naturally from m and n.
mess mess mess
right right right
Nary Nary quite contrary,
How does your garden grow?
With silverbells, cockle shells
and pretty maids in a row.

Handwriting Joining Card

16

Diagonal joins happen
naturally from v and x.
hung hung hung
exit exit exit
Humpty Dumpty, sat on a wall,
Humpty Dumpty had a great fall.
All the king's horses and all the men
couldn't put him together again.

Handwriting Joining Card

17

Diagonal joins are made
naturally to a and c.
what what what
ace ace ace
jack be nimble,
jack be quick,
jack jump over
the candlestick.

Handwriting Joining Card

18

Diagonal joins are made
naturally to d and e.

dad dad dad dad

men men men men

Fancy Spandy Jack-a-dandy

oves plum cake and sugar candy

bought some at the grocers shop

Out he came - hop!

Handwriting Joining Card

19

Diagonal joins are made
naturally to g and l.

big big big big big

aim aim aim aim

Three grey geese in a

green field grazing

Grey were the geese

and green was the grazing.

Handwriting Joining Card

J10

Diagonal joins are made naturally to j and m.

ajar ajar ajar ajar
bamb bamb bamb bamb
jingle bells, jingle bells,
jingle of the wuy.
Oh what fun it is to ride
on a one horse open sleigh.

Handwriting Joining Card

J11

Diagonal joins are made naturally to n and o.

one one one one one
to to to to to to
What comes out of the
washing machine a 100
degrees centigrade
Hot pants.

Handwriting Joining Card

J12

Diagonal joins are made naturally to s and x.

as as as as

axe axe axe axe

Sing a song of sixpence,
a pocket full of rye.

Four and twenty blackbirds
baked in a pie.

Handwriting Joining Card

J14

Joins are not made from descenders q and y.

queen queen queen

yes yes yes yes

The queen of hearts,

she made some tarts,

all on a summers day.

1 2 3 4 5 6 7 8 9

Handwriting Joining Card

J15

Joins are not made to
ascenders b and h.

cab cab cab cab

both both both both

Old Mother Hubbard,

went to the cupboard

to get her poor dog a bone.

1 2 3 4 5 6 7 8 9

Handwriting Joining Card

J17

Joins are not made to
ascenders f and t.

left left left left

set set set set set

What do you get if you

cross a shark with a

snowman?

Frostbite.

Handwriting Joining Card

118

Joins are not made
to or from z.

ZOO ZOO ZOO ZOO

lazy lazy lazy lazy

Fuzzy wuzzy caterpillar

humps along, humps along.

Fuzzy wuzzy caterpillar

humps along all day

Handwriting Joining Card

119

f and o join with
horizontal ligatures.

fat fat fat fat fat

frog frog frog frog

If all the world were paper

and all the sea was ink,

if all the trees were bread and

cheese, what should we drink?

Handwriting Joining Card

J20

v and w join with
horizontal ligatures.

view view view

want want want

Woe Willie Winkie

runs through the town.

Upstairs and downstairs
in his nightgown.

Handwriting Joining Card

J21

Practise joining and lift
your hand at rests.

Cobbler, cobbler,

mend my shoe

Get it done by half past two.

Stitch it up and stitch it down.

Then I'll give you

half a crown.

Handwriting Joining Card

J22

Practise joining and lift
your hand at rests.

There was a crooked man
and he walked a crooked mile.
He found a crooked sixpence
against a crooked stile.
He bought a crooked cat
which caught a crooked mouse.

Handwriting Joining Card

J23

Practice joining and lift
your hand at rests.

Doctor Foster went to
Gloucester,
In a shower of rain,
He stepped in a puddle
right up to his middle
and never went there again.

Handwriting Joining Card

J24

Practise joining and lift
your hand at rests.

A wise old owl sat in an oak,
The more he heard, the less
he spoke.
The less he spoke, the more
he heard. Why aren't we all
like that wise old bird?

Handwriting Joining Card

J25

Practise joining and lift
your hand at rests

The north wind doth blow,
and we shall have snow,
and what will poor Robin
do then? Poor thing.
He'll sit in a barn, and keep
himself warm...

Handwriting Joining Card

J26

Practise joining and lift
your hand at rests.

Little Jack Horner

sat in a corner,

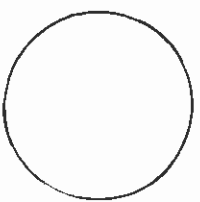
eating a Christmas pie;

He put in his thumb

and pulled out a plum, and said,

"What a good boy am I!"

Handwriting Practise Card



Handwritten practice of the word "Little" with a large 'L' and 'l' showing stroke direction and joining.

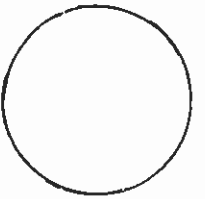
Handwritten practice of the word "Little" repeated multiple times.

Handwritten practice of the word "London" repeated multiple times.

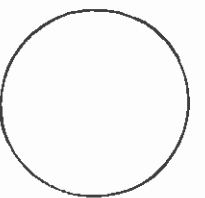
Handwritten practice of the word "London" with a large 'L' and 'l' showing stroke direction and joining.


Handwritten practice of the word "London" repeated multiple times.

Handwriting Joining Card



Handwriting Joining Card









Visual Language Overview: Handwriting

Purpose (Why we learn/practise handwriting?)

So we are able present work to quality work standard and to master the correct ligatures in order to write fluently and neatly.









Learning Intentions (What are we learning to do?)

We are learning to...

-  develop appropriate letter size, spacing and slope
-  improve speed, neatness and accuracy
-  form letters correctly
-  maintain correct posture and pen grip

Quality Handwriting (What does quality handwriting look like?)

	<i>Ko te Raapa, te Tekau ma wha o Pepuere</i>
	<i>Wednesday 14th February</i>
	<i>ooo ooo ooo ooo ooo ooo ooo ooo aaa-aaa-aaa</i>
	<i>Oo Oo Oo Oo Oo Oo Oo Oo Oo Oo Oo Oo Oo Oo</i>
	<i>Look toe see look toe see look look toe see look</i>
	<i>"Look at my big toe," said Thea,</i>
	<i>0 1 2 3 4 5 6 7 8 9</i>
✓✓	

-  Start at the margin
-  Begin by writing the long date, both in Maori and in English – underline the date in red pen
-  Miss one line after the date
-  After that write on every line and go right to the end of each line
-  If you make a mistake rule a single line through it eg: ~~hi~~
-  When you have finished, miss a line and rule off from the margin to the end of the page in red pen
-  Highlight in green where you have met the learning intention
-  Rate your work overall:
- ✓ = improvement needed
- ✓✓ = satisfactory
- ☺ = quality work