










**Global Learning Intention**

WALHT create an inquiry question and research it (showing evidence of our findings), and present it to an audience

<b><u>Learning Intention</u></b>	<b><u>Success Criteria</u></b>
WALT explore a range of information on the topic of Planet Earth and Beyond  (Stage 1 - Immersion)  WHITE HAT 	<i>I know I can do this when I can:</i> <ul style="list-style-type: none"><li>- Complete a KWL chart</li><li>- Group similar ideas (bus stop activities, fishbone activity, concept maps)</li><li>- Read books about the topic</li><li>- Find internet sites on the topic</li><li>- Build a vocabulary wall/glossary (add new words over unit: class and individual)</li><li>- Use Post-Its to record our prior knowledge</li><li>- Group 'Post Its' by sub-topic</li></ul>
WALT brainstorm our ideas to help form questions we have about the topic  (Stage 2 - Brainstorming)  WHITE HAT  RED HAT 	<ul style="list-style-type: none"><li>- Share my topic ideas with a group or the class</li><li>- Form open questions that don't have a yes or no answer</li><li>- Discover what I don't know about my topic</li><li>- Decide what I'd like to know more about (KWL, PMI charts, Y charts, T charts)</li></ul>
WALT choose on our inquiry question  (Stage 3 - Deciding)  GREEN HAT 	<ul style="list-style-type: none"><li>- Decide on a specific topic for focus</li><li>- Form an open question about my focus topic</li><li>- Explain the difference between an open and closed question (thick or thin questions)</li><li>- Record our question on the Science Rubric (Box 2)</li></ul>
WALT find the answers to our inquiry question  (Stage 4 - Finding)  WHITE HAT 	<ul style="list-style-type: none"><li>- Know where to find the information I need</li><li>- Use more than one source of information (books, computers, encyclopedias)</li><li>- Can validate my information</li><li>* I know this information has to have an author and a date</li></ul>

	<ul style="list-style-type: none"> <li>* I have to find this information in more than one place)</li> <li>- Identify key words I will need to research</li> <li>- Select key word information from resources</li> <li>- Use sticky labels to record my key information</li> <li>- Create a reference list of where I got my information from</li> </ul>
<p>WALT use our resources to form an answer</p> <p>(Stage 5 - Creating)</p> <p>GREEN HAT </p>	<ul style="list-style-type: none"> <li>- Sort our 'Post Its' into groups</li> <li>- Check my information makes sense</li> <li>- Add to our reference list as we find information</li> <li>- Add new words to our glossary</li> <li>- Choose how I would like to present my information</li> <li>- Create a draft of my presentation</li> </ul>
<p>WALT check our information</p> <p>(Stage 6 - Checking)</p> <p>YELLOW HAT </p> <p>BLACK HAT </p>	<ul style="list-style-type: none"> <li>- Use our Yellow Hat <ul style="list-style-type: none"> <li>** Is our information useful?</li> <li>** What more information do I need to answer my question?</li> </ul> </li> <li>- Use our Black Hat <ul style="list-style-type: none"> <li>** Is our information needed?</li> <li>** Does it relate to my Inquiry Question?</li> </ul> </li> </ul> <p><i>(go back to Stage 5 if more information is needed)</i></p>
<p>Share it</p> <p>(Stage 7 Sharing)</p>	<ul style="list-style-type: none"> <li>- Create my presentation (Powerpoint, posters, chart, etc)</li> <li>- Share my presentation with the class</li> <li>- Talk about my presentation with the teacher (positives and negatives)</li> </ul>
<p>Lift Off!</p> <p>(Stage 8 Reflection)</p> <p>BLUE HAT </p>	<ul style="list-style-type: none"> <li>- Give helpful feedback to others on their presentations</li> <li>- Reflect on my own presentation</li> <li>- Complete my Science Rubric with teacher support</li> </ul>