



Colour Wheel

Text Guided Reading Level:
Purple 2 (7-7.5 years); L19/20

National Standards
(Reading): Level: Year 3

NZCM:
Level: 2

Marcus and the Wind

(Story / Article) Page: 2



A Did I Understand? (Comprehension Questions)

1. What did his teacher sometimes forget?
2. What day did everything change?
3. What wrinkled up?
4. When couldn't Marcus sit still?
5. Who said, "Amazing!"?
6. Who asked Marcus if he would like more icecream?



B Picture Cues

Find the answers to these questions using the pictures in the story/article.

1. What colour was Dad's tie?
2. What colour were the scissors?
3. How many books were on the teachers' desk?
4. What was the suitcase sitting on?



C What's the Question?

(You write the question to the answer given below)

1. Marcus
2. Wind
3. Room 6



D Word Study

Write and/or draw meanings for these words (Dictionary/Pictionary).

1. Swept along
2. Feel strange
3. Gust
4. Towered over



E Chunking

Write down 2 words from the journal that you can "Chunk" or split, so one word makes two words.
E.g. Sometimes = some + times



F Syllables

Write down 1 word from the journal that has 2 syllables, and 1 word that has more than 2 syllables, E.g. Sometimes=some/times
Situation=sit/u/a/tion



G Odd 1 Out

Which one is the odd one out?
Remember to make sure that you say/justify why you think that is the odd one out.

- 1 Room 6
- 2 Icecream
- 3 Desk



H My Thesaurus

Choose 5 words from the journal and write another word for each word chosen which has a similar meaning. E.g. Hot = Boiling.

H2: You may also like to do this as a Pictionary (drawing a picture of the similar meaning of the word).



I Who Am I?

Choose any one of the characters/people in the journal and do a mini profile on them. This needs to include as much information about that character /person that you found in the journal.

J Let's Draw

Do your own sketch/drawing / diagram related to the journal or based on your own experiences.



L

Possible Activities Choose one of the below (or your teacher will tell you which one to do) in relation to the story/article/play you are reading.

- Title Page
- Cartoon Drawing or similar
- Model/3d/2d
- Wordfind / Crossword/Maze
- Mini Pictionary
- Mini/Junior story Book
- Mobile/Craft
- Audio Book
- Mixed up sentence
- Oral presentation/speech
- Diagram/Poster/Advert
- Teacher Choice
- Self directed Cloze activities/Quizzes



K Contents/Cover Pages

Use the contents and cover/back pages to answer the question.

1. How many poems are there?



Rate the story/article you have just completed. Give at least one full good or bad point/reason of why you say this. This is what YOU thought of it.



M My Opinion of the Story/Article



Colour Wheel

Text Guided Reading Level:
Gold 1 (7.5-8.0 years); L21

National Standards
(Reading): Level: Year 3

NZCM:
Level: 2

Kahu Ora

(Story / Article) Page: 8



A Did I Understand?

(Comprehension Questions)

1. What was the House of Weaving called?
2. Where was the karakia located?
3. What was Marama trying to find?
4. How old was the korowai?
5. What 3 birds did the feathers come from?
6. Explain what Muka is.
7. What happened when she went to bed?



B Picture Cues

Find the answers to these questions using the pictures in the story/article.

1. What page is the hand basin on?
2. What colours are all the needles shown?
3. How many photos are there altogether?
4. Describe Dad's shirt.



C What's the Question?

(You write the question to the answer given below)

1. Te Papa
2. In glass cases.
3. Ngāi Tūhoe



D Word Study

Write and/or draw meanings for these words (Dictionary/Pictionary).

1. Kahu ora
2. Whānau
3. Karakia
4. Harakeke



E Chunking

Write down 2 words from the journal that you can "Chunk" or split, so one word makes two words.
E.g. Sometimes = some + times



F Syllables

Write down 1 word from the journal that has 2 syllables, and 1 word that has more than 2 syllables. E.g. Sometimes=some/times
Situation=sit/u/a/tion



G Odd 1 Out

Which one is the odd one out?

- Remember to make sure that you say/justify why you think that is the odd one out.

1

Weave

2

Teddies

3

Mat



H My Thesaurus

Choose 5 words from the journal and write another word for each word chosen which has a similar meaning. E.g. Hot = Boiling.

H2: You may also like to do this as a Pictionary (drawing a picture of the similar meaning of the word).



K Contents/Cover Pages

Use the contents and cover/back pages to answer the question.

1. What Junior Journal number is this?




I Who Am I?

Choose any one of the characters/people in the journal and do a mini profile on them. This needs to include as much information about that character/person that you found in the journal.

J Let's Draw

Do your own sketch/drawing / diagram related to the journal or based on your own experiences.



L

Possible Activities Choose one of the below (or your teacher will tell you which one to do) in relation to the story/article/play you are reading.

- Title Page
- Cartoon Drawing or similar
- Model/3d/2d
- Wordfind / Crossword/Maze
- Mini Pictionary
- Mini/Junior story Book
- Mobile/Craft
- Audio Book
- Mixed up sentence
- Oral presentation/speech
- Diagram/Poster/Advert
- Teacher Choice
- Self directed Cloze activities/Quizzes

M My Opinion of the Story/Article

Rate the story/article you have just completed. Give at least one full good or bad point/reason of why you say this. This is what YOU thought of it!



Colour Wheel

Text Guided Reading Level:
Gold 2 (7.5-8.0 years); L22

National Standards
(Reading): Level: Year 3

NZCM:
Level: 2

The Port

(Story / Article) Page: 24



A Did I Understand?

(Comprehension Questions)

1. How many ships visit the port each year?
2. Explain what a 'Port' is.
3. What is one of our main exports?
4. Name 2 imports that come into NZ.
5. List all the types of cargo mentioned.
6. Explain the difference between cruise ships and cargo ships.



B Picture Cues

Find the answers to these questions using the pictures in the story/article.

1. How many places are listed on the map?
2. Which island is the Port of Tauranga on?
3. How many logs are being lifted on page 27?
4. How many tugboats are there?



C What's the Question?

(You write the question to the answer given below)

1. Pilot
2. Floating hotels
3. Rena



D Word Study

Write and/or draw meanings for these words (Dictionary/Pictionary).

1. Cargo
2. Exports
3. Reflector stripes
4. Safety vest



E Chunking

Write down 2 words from the journal that you can "Chunk" or split, so one word makes two words.
E.g. Sometimes = some + times



F Syllables

Write down 1 word from the journal that has 2 syllables, and 1 word that has more than 2 syllables, E.g. Sometimes=some/times
Situation=sit/u/a/tion



G Odd 1 Out

Which one is the odd one out?
Remember to make sure that you say/justify why you think that is the odd one out.


- 1 Exports
- 2 Cargo
- 3 Cruise ship



H My Thesaurus

Choose 5 words from the journal and write another word for each word chosen which has a similar meaning. E.g. Hot = Boiling.

H2: You may also like to do this as a Pictionary (drawing a picture of the similar meaning of the word).



K Contents/Cover Pages

Use the contents and cover/back pages to answer the question.

1. What is the barcode number?




I Who Am I?

Choose any one of the characters/people in the journal and do a mini profile on them. This needs to include as much information about that character/person that you found in the journal.

J Let's Draw

Do your own sketch/drawing / diagram related to the journal or based on your own experiences.



L Possible Activities

Choose one of the below (or your teacher will tell you which one to do) in relation to the story/article/play you are reading.

- Title Page
- Cartoon Drawing or similar
- Model/3d/2d
- Wordfind / Crossword/Maze
- Mini Pictionary
- Mini/Junior story Book
- Mobile/Craft
- Audio Book
- Mixed up sentence
- Oral presentation/speech
- Diagram/Poster/Advert
- Teacher Choice
- Self directed Cloze activities/Quizzes



Rate the story/article you have just completed. Give at least one full good or bad point/reason of why you say this. This is what YOU thought of it!



M My Opinion of the Story/Article



Colour Wheel

Text Guided Reading Level:
Not stated in the Journal.

National STANDARDS
(Reading): Level: Year 3

NZCM:
Level: 2

Invisible

(Story / Article / Play) Page: 18



A Did I Understand? (Comprehension Questions)

1. How many characters are in this play?
2. Who opened the door first?
3. What was the 'special price'?
4. What did the Cleanup Wizard clean?
5. Who knocked on the door?
6. Why did Grandpa look surprised on page 22?
7. Who drew the pictures (illustrations)?



B Picture Cues

Find the answers to these questions using the pictures in the story/article.

1. Who had the pencil in their hair?
2. Who had the eye patch?
3. How many people were in the photo?
4. What was the reading book about?



C What's the Question?

(You write the question to the answer given below)

1. Invisible monsters
2. I do kids' homework
3. Grumpily



D Word Study

Write and/or draw meanings for these words (Dictionary/Pictionary).

1. Complain
2. Spick and span
3. To suggest
4. Spring clean



E Chunking

Write down 2 words from the journal that you can "Chunk" or split, so one word makes two words.
E.g. Sometimes = some + times



F Syllables

Write down 1 word from the journal that has 2 syllables, and 1 word that has more than 2 syllables, E.g. Sometimes=some/times
Situation=sit/u/a/tion



G Odd 1 Out

Which one is the odd one out?

Remember to make sure that you say/justify why you think that is the odd one out.

1

Knock

2

Opens

3

Summer



H My Thesaurus

Choose 5 words from the journal and write another word for each word chosen which has a similar meaning. E.g. Hot = Boiling.

H2: You may also like to do this as a Pictionary (drawing a picture of the similar meaning of the word).



K Contents/Cover Pages

Use the contents and cover/back pages to answer the question.

1. What is the email address for orders?




I Who Am I?

Choose any one of the characters/people in the journal and do a mini profile on them. This needs to include as much information about that character/person that you found in the journal.

J Let's Draw

Do your own sketch/drawing / diagram related to the journal or based on your own experiences.



L

Possible Activities Choose one of the below (or your teacher will tell you which one to do) in relation to the story/article/play you are reading.

- Title Page
- Cartoon Drawing or similar
- Model/3d/2d
- Wordfind / Crossword/Maze
- Mini Pictionary
- Mini/Junior story Book
- Mobile/Craft
- Audio Book
- Mixed up sentence
- Oral presentation/speech
- Diagram/Poster/Advert
- Teacher Choice
- Self directed Cloze activities/Quizzes



Rate the story/article you have just completed. Give at least one full good or bad point/reason of why you say this. This is what YOU thought of it!



M

My Opinion of the Story/Article

Example JJ Reading Assessment Sheet



JJ Used: Number 47, 2013. Title of Text: _____ Level of Text: _____ Text Genre: _____

Key Competencies	Thinking	Using Language, Symbols and Texts	Managing Self	Relating to Others	Participating and Contributing
------------------	----------	-----------------------------------	---------------	--------------------	--------------------------------

Official Languages Used	English	Māori	NZSL (Sign Language)
-------------------------	---------	-------	----------------------

Year at School	Year 0/1	Year 2	Year 3	Year 4	Year 5	Year 6	Year 7	Year 8	
Curriculum Levels	Level 1		Level 2		Level 3			Level 4	
National Standards Journals (What Was)			Year 3 Junior Journals	Year 4 Part 1	Year 5 Part 2 and 3 School Journals	Year 6 Part 4 School Journals	Year 7 Part 4 School Journals	Year 8	

School: _____ Class: _____ Teacher: _____ Date: _____

Name: _____ Year: _____ Age: _____ Gender: Boy / Girl Ethnicity: _____

After this assessment/note taking, the above child continues to work... (tick the below chart based on the National Standard level in Reading that the child is working at).



Limited progress made
 Some progress made
 Notable progress made
 Excellent progress made

Teacher General Notes:

Teacher Observations/Progress towards goals

Progress against current learning goals

Next Learning Steps (if changes need to be made)

How is help at home going?



File Folder

Junior Journal Number ,

Junior Journal Student Answersheet. Page 1/1



To be done separately (not on this sheet):
H2-Pictionary, J-Let's Draw, L-Activities

A - Did I Understand?

- 1
- 2
- 3
- 4
- 5
- 6
- 7

C - What's the Question?

- 1
- 2
- 3

D - Word Study

- 1
- 2
- 3
- 4

E-Chinking 1

 2

F-Syllables 1

 2

H - My Thesaurus

Journal Word

Journal Word	Your Word
<input type="text"/>	1 <input type="text"/>
<input type="text"/>	2 <input type="text"/>
<input type="text"/>	3 <input type="text"/>
<input type="text"/>	4 <input type="text"/>
<input type="text"/>	5 <input type="text"/>

H2: If doing a Pictionary, do this on card/paper

i - Who Am I?



K-Contents/ Cover Pages 1

B - Picture Cues

- 1
- 2
- 3
- 4

G - Odd One Out

The odd one out is:
because...

M - My Opinion / Comment

A

B

C